








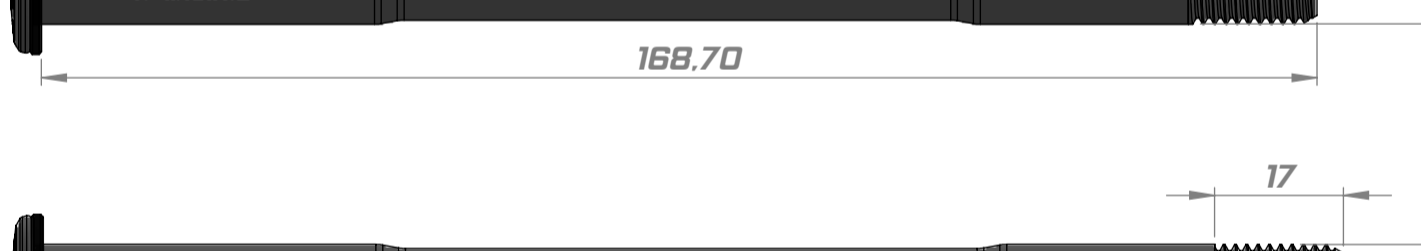








X-LOCK EVO REAR THRU AXLE SPECIFICATIONS

	X-Lock EVO 12x1.0 X-12 (159 mm)
	X-Lock EVO 12x1.0 X-12 (166 mm)
	X-Lock EVO 12x1.0 (168 mm)
	X-Lock EVO 12x1.0 (171.5 mm)
	X-Lock EVO 12x1.0 (174 mm)
	X-Lock EVO 12x1.0 (178.5 mm)
	X-Lock EVO 12x1.5 X-Colnago (159.7 mm)
	X-Lock EVO 12x1.5 X-E-Thru (158 mm)
	X-Lock EVO 12x1.5 X-E-Thru (166 mm)
	X-Lock EVO 12x1.5 X-E-Thru (168.7 mm)
	X-Lock EVO 12x1.5 X-E-Thru (172 mm)
	X-Lock EVO 12x1.5 X-E-Thru (178 mm)
	X-Lock EVO 12x1.75 X-Maxle (167 mm)
	X-Lock EVO 12x1.75 X-Maxle (174 mm)
	X-Lock EVO 12x1.75 X-Maxle (180.5 mm)
	X-Lock EVO 12x1.75 X-Maxle (198 mm)